

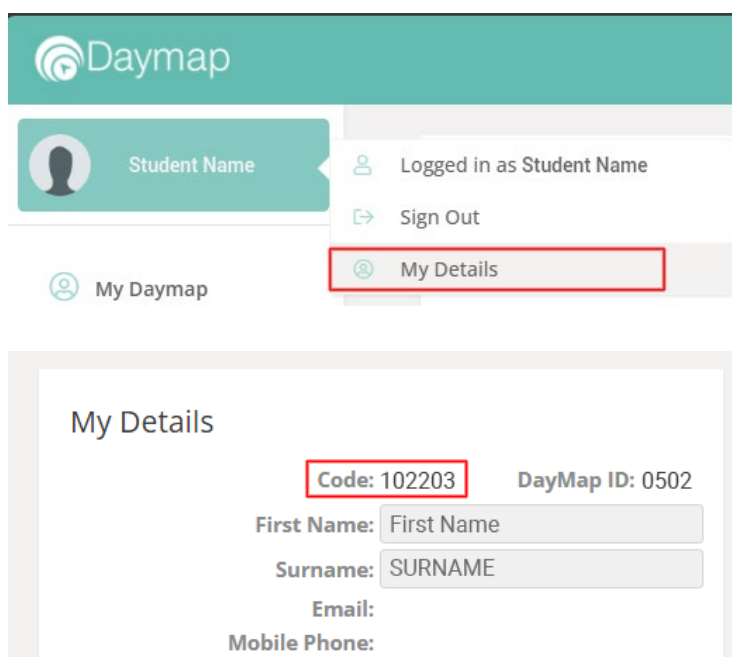
Daymap Connect



Daymap Connect is an extension of the Daymap Learning Management System used at Riverbanks College B-12. It is a Parent Portal that is a central place for parents to follow their child's progress at school. Our live academic results and reporting abilities allow to monitor their child's attendance, achievement and progress. Daymap connect is the main platform we will use to communicate with our families, parents will be able to communicate directly with teachers and access a range of information.

How to obtain your username and password

Your username is the email address that is registered at the school. The student code can be obtained from Daymap once the student has logged in, selected their profile name and then select 'my details'.



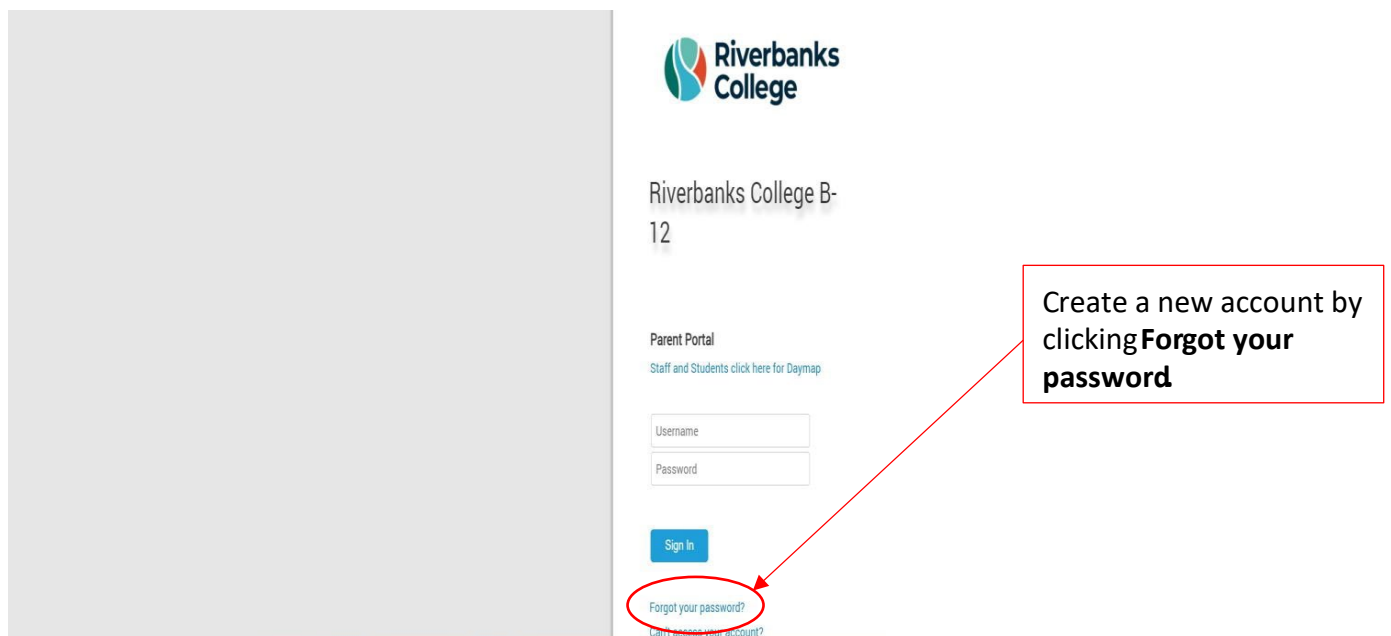
The screenshot shows the Daymap user interface. At the top left is the Daymap logo. Below it is a navigation bar with a profile icon and the text 'Student Name'. A dropdown menu is open, showing options: 'Logged in as Student Name', 'Sign Out', and 'My Details' (highlighted with a red box). Below the navigation bar is a 'My Daymap' section with a profile icon. Below that is the 'My Details' section, which contains the following information:

- Code:** 102203 (highlighted with a red box)
- DayMap ID:** 0502
- First Name:** First Name
- Surname:** SURNAME
- Email:**
- Mobile Phone:**

Accessing Daymap Connect

Daymap Connect can be accessed using a login and password per parent (with the option to provide multiple logins). The easy-to-use system allows parents to create and manage their own accounts for Daymap Connect and enables them to access details for all of their children enrolled in the school, anywhere and anytime.

The Daymap Connect log in screen is shown below. This can be accessed through the link on the Daymap Connect email sent by the school or by clicking on the Daymap Connect link on our website.



Riverbanks College

Riverbanks College B-12

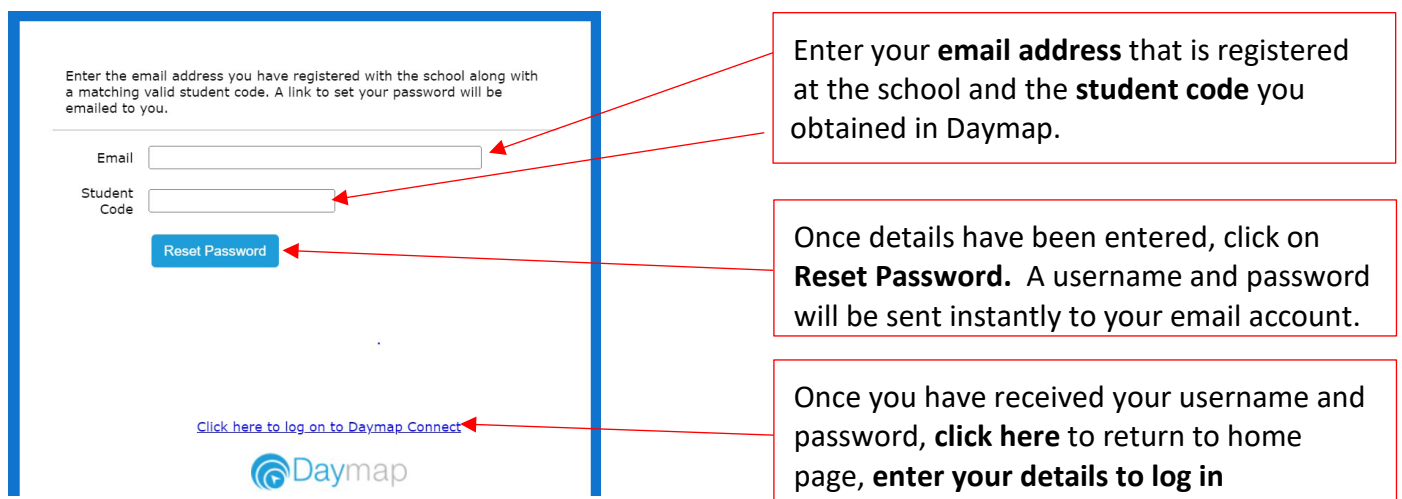
Parent Portal
Staff and Students click here for Daymap

Username
Password

Sign In

Forgot your password?
Can't access your account?

Create a new account by clicking **Forgot your password**



Enter the email address you have registered with the school along with a matching valid student code. A link to set your password will be emailed to you.

Email
Student Code

Reset Password

Click here to log on to Daymap Connect

Daymap

Enter your **email address** that is registered at the school and the **student code** you obtained in Daymap.

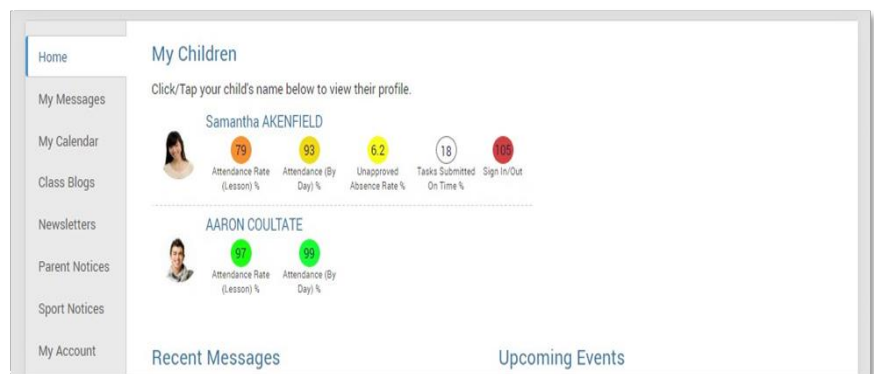
Once details have been entered, click on **Reset Password**. A username and password will be sent instantly to your email account.

Once you have received your username and password, **click here** to return to home page, **enter your details to log in**

Daymap Connect

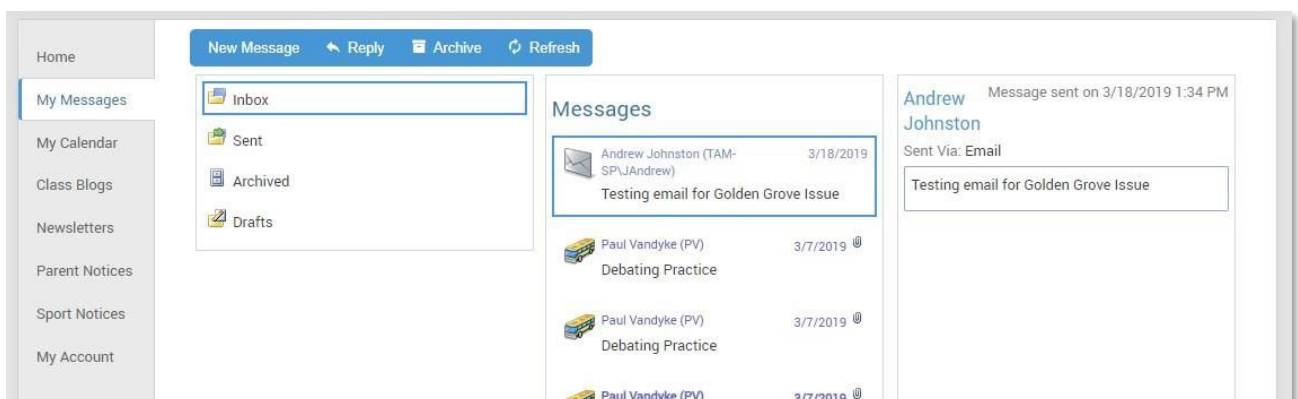
Daymap Connect is navigated via the tabs on the left side of the window to view messages, a calendar of events, school notices and account details

This is the main page of the Parent Portal. On this page you will see recent messages and upcoming events



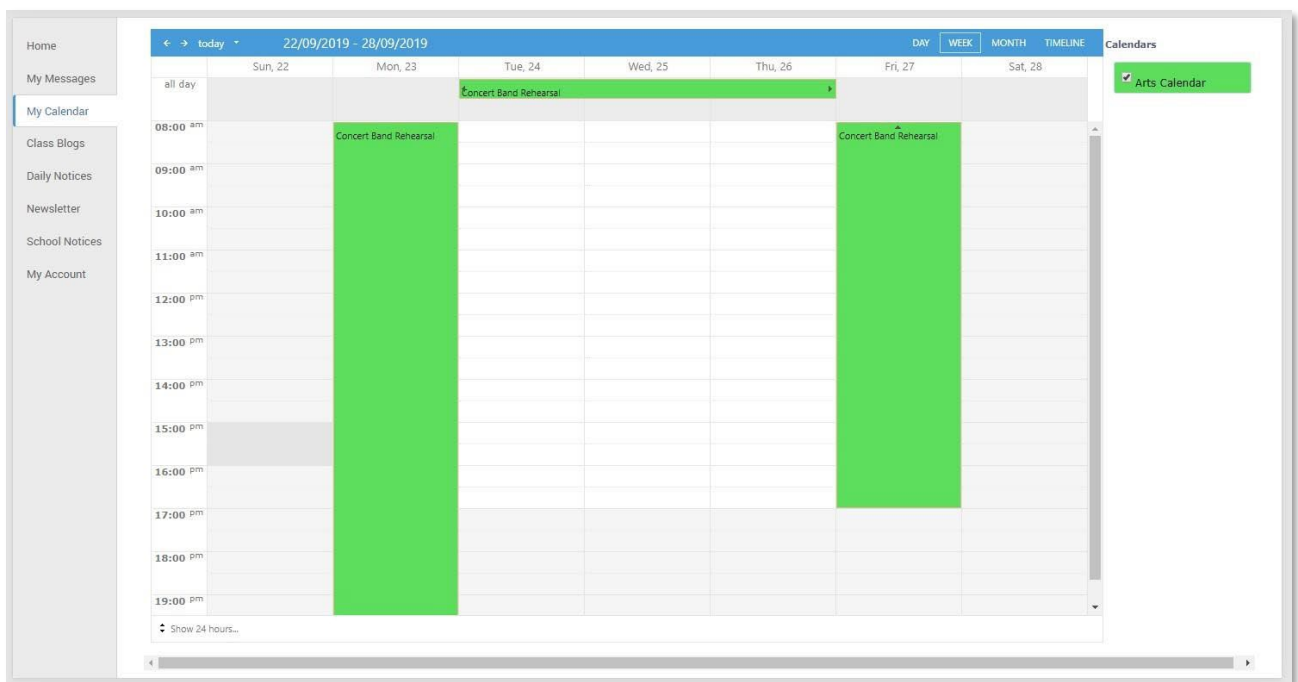
My Messages

This shows all messages received and sent from the parent portal. This enables you to easily contact teachers about any issues of importance: excursions, reminders, personal matters etc. This is a fantastic tool to keep you up to date and aware of what's happening in your child's classroom. You are able to reply to received messages and receive email notifications on unread Daymap messages.



My Calendar

This provides an overview of events for the year, such as upcoming school holidays, excursions and parent teacher interviews. The Calendar can be viewed by Day, Week, Month or Timeline.



Parent Notices

Schools will create Parent Notice folders to meet their needs – you may see one or more tabs for viewing information sent by the school.



My Account

This shows all of your relevant contact details.



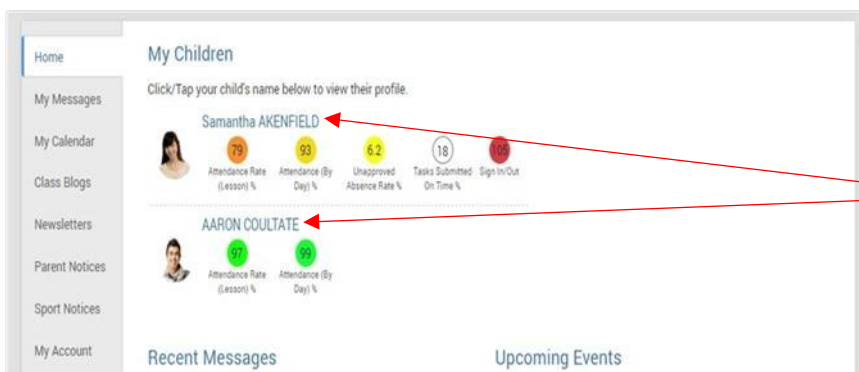
My Details

If any of the below details are incorrect or out of date, please report to School Administration

First Name: Debra	Surname: Akenfield
Title: Mrs	Home Phone: 555-5555
Mobile: 0411 551 51	Business Phone: 555-5555
Email: Nathan@loopsoftware.com.au	
Address	
Town: Melbourne	Post Code: 3000
State: Vic	Country: Australia



Student Profile

From the Daymap Connect home tab, you can click on any of your children's names to view their student profile which provides more detailed information on their attendance, assessment and details. This assists you to keep track of your child's progress at school.



My Children

Click/Tap your child's name below to view their profile.


 Samantha AKENFIELD Attendance Rate (Lesson) %: 79 Attendance (By Day) %: 93 Unapproved Absence Rate %: 6.2 Tasks Submitted: 18 Sign In/Out On Time %: 100	 AARON COULTATE Attendance Rate (Lesson) %: 97 Attendance (By Day) %: 95
--	---

Click on a student icon to access information specific to each student.

Please note: families will see the number of children enrolled at the school appear on the home page

Home

The Home Tab displays a snapshot of student activity tasks and homework and any upcoming events. Student Activity is listed in chronological order, the school determines the types of information they will include here. All tasks and homework are shown with the set and due date. Upcoming events displays your child's timetable for the upcoming week.



Samantha AKENFIELD

79 Attendance Rate (Lesson) % 93 Attendance (By Day) % 6.2 Unapproved Absence Rate % 18 Tasks Submitted On Time % 105 Sign In/Out

Student Activity

- Week 14 Term 1 2019 starting Monday, April 1, 2019
 - Report 2019 Term 1 Report.docx 4/4/2019
 - interim report template demo2
- Week 10 Term 1 2019 starting Monday, March 4, 2019
 - Record Excursion Attended 3/7/2019

Tasks and Homework

- Task Summative Task Time Travel Narrative
 - EnglishG Andrew Johnston 5/31/2019
 - Set on Thu 9 May and due on Fri 31 May
 - Work has not been received
- Task Summative Task Daymap Test - URL Upload
 - Computers 7WW Paul Vandyke 5/31/2019
 - Set on Mon 27 May and due on Fri 31 May
 - Work has not been received

Calendar

This shows a weekly calendar view of the student timetable and any additional events (this may include excursions or whole school activities). Use the checkboxes on the right to filter the items you view when looking at the calendar. The buttons on top of the calendar allow you to change your view from week to month or day.



Samantha AKENFIELD

79 Attendance Rate (Lesson) % 93 Attendance (By Day) % 6.2 Unapproved Absence Rate % 18 Tasks Submitted On Time % 105 Sign In/Out

26/05/2019 - 1/06/2019

all day

- Time Travel Narrative
- training task
- training task
- training task
- training task
- training task
- training task

Calendars

- Tasks
- Class Lessons

This Week

This shows your child's timetable and attendance for the week at a glance and in real time. This tab also displays any Assessment Tasks and Homework for the week. Clicking on the homework or task will allow you to view all information and any attachments added.

Time	Mon 27/5	Tue 28/5	Wed 29/5	Thu 30/5	Fri 31/5
Before School	Before School				
Home Group					
Period 1	Religious Ed'n.D	Graphic Art	EnglishG	Graphic Art	MathsH
Period 2	EnglishG	Graphic Art		Religious Ed'n.D	Phys. Ed.
Recess	Recess				
Period 3	HistoryS	EnglishG		HistoryS	Religious Ed'n.D
Period 4	MathsH	MathsH	Religious Ed'n.D	EnglishG	Science
Lunch	Phys. Ed.	Phys. Ed.	MathsH	MathsH	
Period 5	FrenchE	EnglishG	HistoryS	Phys. Ed.	HistoryS
Period 6	Graphic Art	FrenchE	Science	Science	EnglishG
After School					

Symbols:
 ✓ Marked as present ✕ Marked as absent, approved ✖ Marked as absent, unapproved ⚠ Marked as late ⚪ Roll has not been marked

Attendance

This displays a colour coded Attendance Map, as well as Attendance Rates for the student for each individual class across the school year. Clicking on a particular class under Attendance Rates will show you the reason for the absence.

Month	S	M	T	W	T	F	S	S	M	T	W	T	F	S	S	M	T	W	T	F	S	S	M									
January		1	2	3	4	5	6	7	8	9	10	11	12	13	14	15	16	17	18	19	20	21	22	23	24	25	26	27	28	29	30	31
February																																
March																																
April																																
May																																
June																																
July																																
August																																
September																																
October																																

Attendance Map Legend
 Present (Green) Unapproved Absence (Red) No Classes (White) Weekend / Holiday (Light Blue) Approved Absence (Yellow) Late (Orange) Roll not marked (Light Blue)

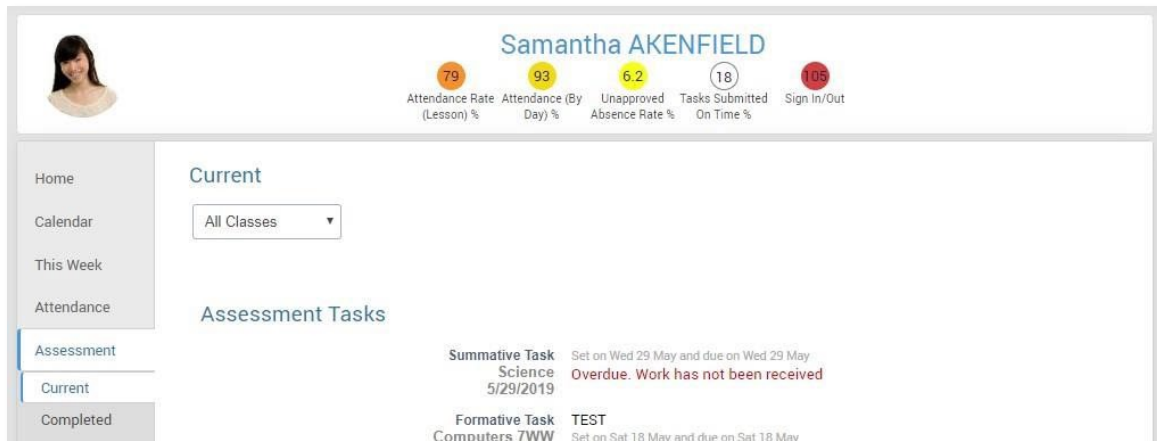
Class	Code	Teacher	Lessons	Approved	Unapproved	Cancelled	% Attendance	% Unapproved
Computers 7WW	C7W 7W	Paul Vandyke	1	0	0	0	100%	0%
EnglishG	ENG 7R	Andrew Johnston	171	8	5	0	92%	3%
FrenchE	FRE 7R	Chris Donnelly	58	5	1	0	90%	2%

Assessment

This provides an overview of your child’s assessment. Depending on how your school is using Daymap, you may also see tabs for current tasks, completed tasks, the assessment schedule and course outlines. This information can be filtered to a specific class using the drop-down menu at the top.

Current

This tab shows current assessment information. Clicking on a task will allow you to see all relevant information and attachments.



Samantha AKENFIELD

Attendance Rate (Lesson) %: 79 | Attendance (By Day) %: 93 | Unapproved Absence Rate %: 6.2 | Tasks Submitted On Time %: 18 | Sign In/Out: 105

Home | Calendar | This Week | Attendance | **Assessment** | Current | Completed

Current

All Classes

Assessment Tasks

Summative Task Science 5/29/2019	Set on Wed 29 May and due on Wed 29 May Overdue. Work has not been received
Formative Task Computers 7WW	TEST Set on Sat 18 May and due on Sat 18 May

Completed

This tab lists all assessment results that have been returned to the student. Results can be viewed by class or for all classes. Each task can be opened to view teacher feedback and student submitted work. These results are also published in the student’s view of Daymap.



Samantha AKENFIELD

Attendance Rate (Lesson) %: 91 | Attendance Rate %: 85 | Computers 7WW: N/A | MathsH: F | Unapproved Absence Rate %: 3.9 | Tasks Submitted On Time %: 14 | Sign In/Out: 135

Home | Calendar | This Week | Attendance | **Assessment** | Current | Completed

Completed


HistoryS

Week 8 SA Term 1 starting Monday, 18 March 2019

Assignment HistoryS Jeffrey O'Shaunessy 20/03/2019	DayMap Test 101 Set on Wed 13 Mar and due on Wed 20 Mar
--	---

Schedule

This tab shows all assessment tasks scheduled throughout the year. This can be viewed by class or for all classes. Hover the cursor over the tasks for more information. Clicking on an assessment task will open that assessment tasks information.



Samantha AKENFIELD

Attendance Rate (Lesson) % 79
Attendance (By Day) % 93
Unapproved Absence Rate % 6.2
Tasks Submitted On Time % 18
Sign In/Out 105

Home | Calendar | This Week | Attendance | **Assessment** | Current | Completed | Schedule | Outline | Reports | Records | My Account


Schedule

All Classes | Terms: Whole Year

	S	M	T	W	T	F	S	S	M	T	W	T	F	S	S	M	T	W	T	F	S	S	M	T	W	T	F	S	
January																													
February																													
March																													
April																													
May																													

Outline

This tab shows a subject outline for each course your child is studying.



Samantha AKENFIELD

Attendance Rate (Lesson) % 91
Attendance Rate % 85
Computers TWW N/A
MathsH F
Unapproved Absence Rate % 3.9
Tasks Submitted On Time % 14
Sign In/Out 135

Home | Calendar | This Week | Attendance | Assessment | **Outline** | Reports | Records | My Account

Outline

All Classes

EnglishG Course Outline

This semester we will be covering the text: **Life of Pi**.

The **main topics** covered within the text include:

- Pi's family
- Violence in the world
- The influence of religion

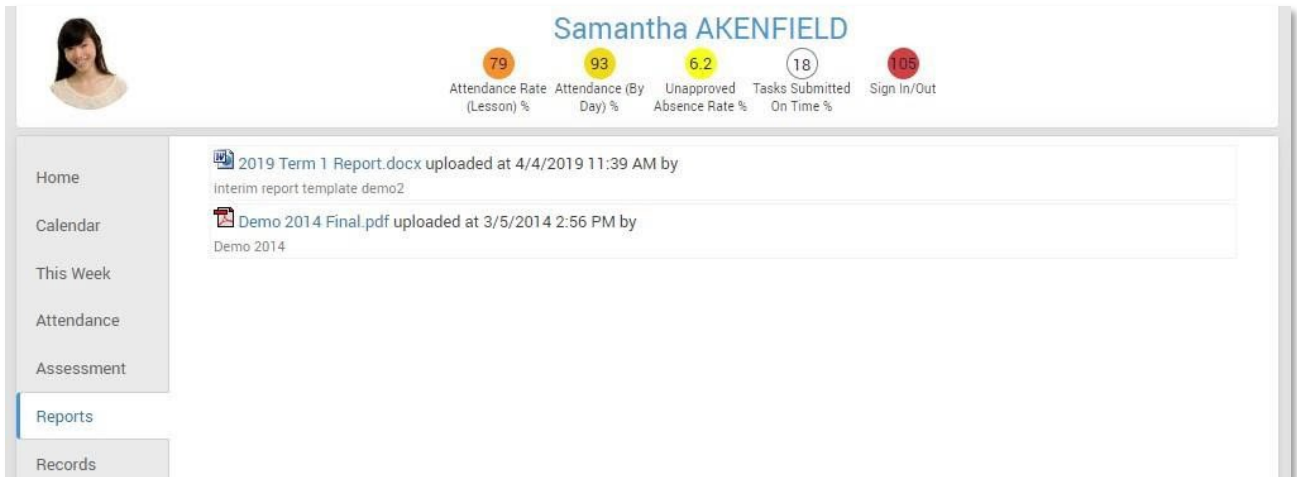
All students are required to have completed reading the book by the end of Week 2, Term 3. There will be a quiz on how many quotes you have remembered at the end of Term 3.

Final Assessment
Your final assessment will be a 2500 word essay, answering a question about Life of Pi.

Draft Work
I will be accepting draft essays for review until one week before the final due date.

Reports

The reports tab allows you to download and view academic reports for your child.



The screenshot shows a user interface for a student named Samantha Akenfield. At the top left is a profile picture. To the right of the name are five performance metrics: Attendance Rate (Lesson) % at 79, Attendance (By Day) % at 93, Unapproved Absence Rate % at 6.2, Tasks Submitted On Time % at 18, and Sign In/Out at 105. Below this is a list of reports with two entries: '2019 Term 1 Report.docx' uploaded on 4/4/2019 and 'Demo 2014 Final.pdf' uploaded on 3/5/2014. A left-hand navigation menu includes Home, Calendar, This Week, Attendance, Assessment, Reports (highlighted), and Records.

Metric	Value
Attendance Rate (Lesson) %	79
Attendance (By Day) %	93
Unapproved Absence Rate %	6.2
Tasks Submitted On Time %	18
Sign In/Out	105

- 2019 Term 1 Report.docx uploaded at 4/4/2019 11:39 AM by Interim report template demo2
- Demo 2014 Final.pdf uploaded at 3/5/2014 2:56 PM by Demo 2014